

# Front Seat Backrest Cover

□ □

## Special Tool(s) / General Equipment

Hog Ring Plier

## Removal

⚠ **WARNING:** Front seat backrest trim covers installed on seats equipped with seat side airbags cannot be repaired. A new trim cover must be installed. Cleaning is permissible. Failure to follow these instructions may result in the seat side airbag deploying incorrectly and increase the risk of serious personal injury or death in a crash.

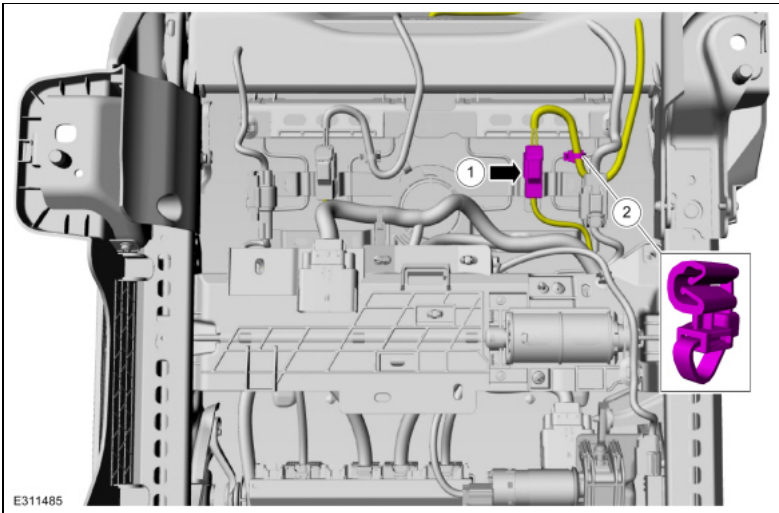
**NOTE:** Driver seat shown, passenger seat similar.

1. Remove the side airbag.  
Refer to: Side Airbag (501-20B Supplemental Restraint System, Removal and Installation).
2. Remove the front head restraint guide sleeves.  
Refer to: Front Head Restraint Guide Sleeve (501-10A Front Seats, Removal and Installation).

## Vehicles with heated seats

3.
1. Disconnect the front seat backrest heater mat electrical connector.

2. Detach the front seat backrest heater mat wiring harness retainer and position aside.

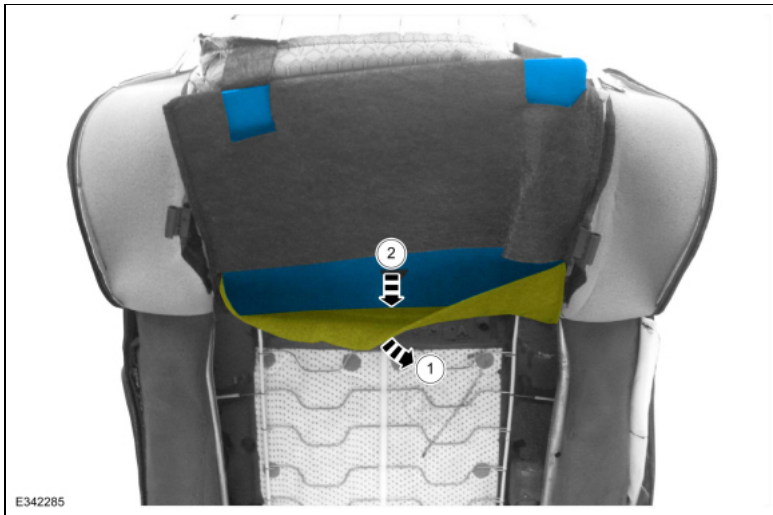


⚠	
⚠	
⚠	
⚠	
⚠	
⚠	

## All seats

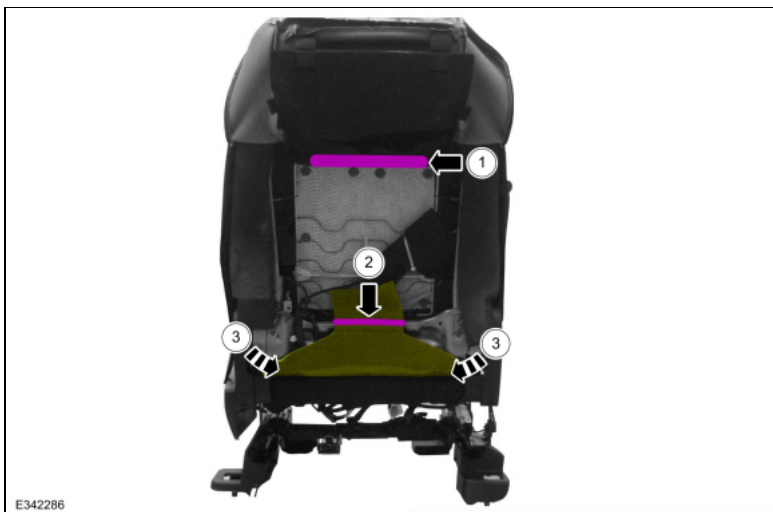
4. **NOTE:** If equipped with removable front seat backrest cover insert.
1. Open the front seat backrest cover insert pocket.

2. Remove the front seat backrest cover insert.




5.

1. Detach the front seat backrest cover upper J-clip.
2. Detach the front seat backrest cover lower J-clip.
3. Feed the front seat backrest cover from between the front seat cushion and the front seat backrest.



6. Remove the front seat backrest cover and foam as an assembly.



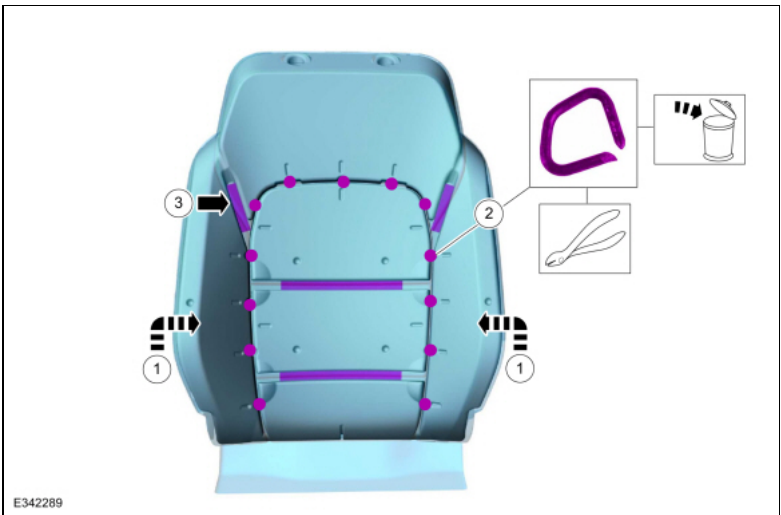
7. **NOTE:** This step is only necessary when installing a new component.

Remove the front seat backrest cover.

1. Invert the backrest cover.
2. Remove and discard the hog rings.

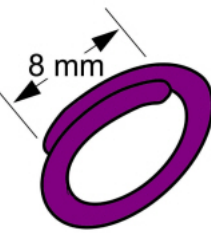
3. **NOTICE:** Use care when separating the seat backrest trim cover from the hook-and-loop strips or the hook-and-loop strips may be torn from the seat backrest foam.

Release the hook-and-loop strips.



## Installation

1. To install, reverse the removal procedure.
2. Use the General Equipment: Hog Ring Plier



V4001063

Ä	
Ä	
Ä	
Ä	
Ä	
Ä	